




HAWK ELEVATORS PRIVATE LIMITED


Elevating Through Vertex




HAWK ELEVATORS PRIVATE LIMITED

Elevating Through Vertex

 **2nd Floor, Next To Kotak Bank,
Near Kanakadasa Circle, Double Road,
BEML Layout, RR Nagar, 560098.**

 **+91 85536 97418**

 **Email**

 **Web**

About Us

Add to this decades of experience in elevator installation and maintenance. And to top it all, an avant-grade, Bangalore-based manufacturing facility to meet customized needs with precision and speed.

If complete customization, great design, robust functionality and awesome support is in your mind, HAWK Elevators Private Limited is the solution.

In fact, we believe that our product matches the best in the world.

Established as the latest entrant to the Indian elevator industry, our Elevators are poised to make waves with their lasting quality, reliability and safety throughout the life cycle. The product range embraces a wide spectrum from passenger and freight elevators to hospital and service elevators, and is backed up by highly qualified and trained manpower, thereby assuring timely installation and trouble-free operation year after year.

Our Elevators are mainly driven by 3 Unique Selling Propositions (USPs):

- a) Jerk-free starting/stopping,
- b) Accurate leveling and vibration-free travel
- c) Cost effective it consumes less energy thereby reducing energy costs.

HAWK Elevators Private Limited, - brand in-the-making. Keep your expectations sky-high".

Our objective is to provide quality solutions at affordable prices

TORIN DRIVE
INDIA PRIVATE LIMITED

Made in USA



Montanari Group
GEARLESS&GEARBOX
TRACTION MACHINES

Made in Italy



Made in Turkey

Profile

Which technology makes an elevator a jerk free, vibration-free, smooth ride and with minimal break downs.

Ask the experts **HAWK Elevators Private Limited**, a brand that stands for outstanding product and quality and innovative technologies for the life of a building. **HAWK** peoples are virtually grown up learning the nuts and bolts of everything that has to do over a fulfilling period of 19 years.

HAWK Elevators Private Limited, Team has experience of more than 19 years in the field of installation, modernization and maintenance of elevators, by utilizing advanced technology.

Our Vision

Thoughts, Ideas, Passion, Driving Factors

To monopolize the vertical transportation segment through futuristic innovation, yet not forgetting the golden tradition of nurturing a healthy relationship with our customers.

Our Mission

The path to the glorious goal

To produce, install and maintain a highest number of elevators and escalator installations in the industry and spread the business world-wide.



WITTUR

Made in German

MORIS

Macchine Oleodinamiche
Riduttori Impianti Speciali


Made in Italy




MADE IN ITALY
Since - 1958

Machine Room Less (MRL)

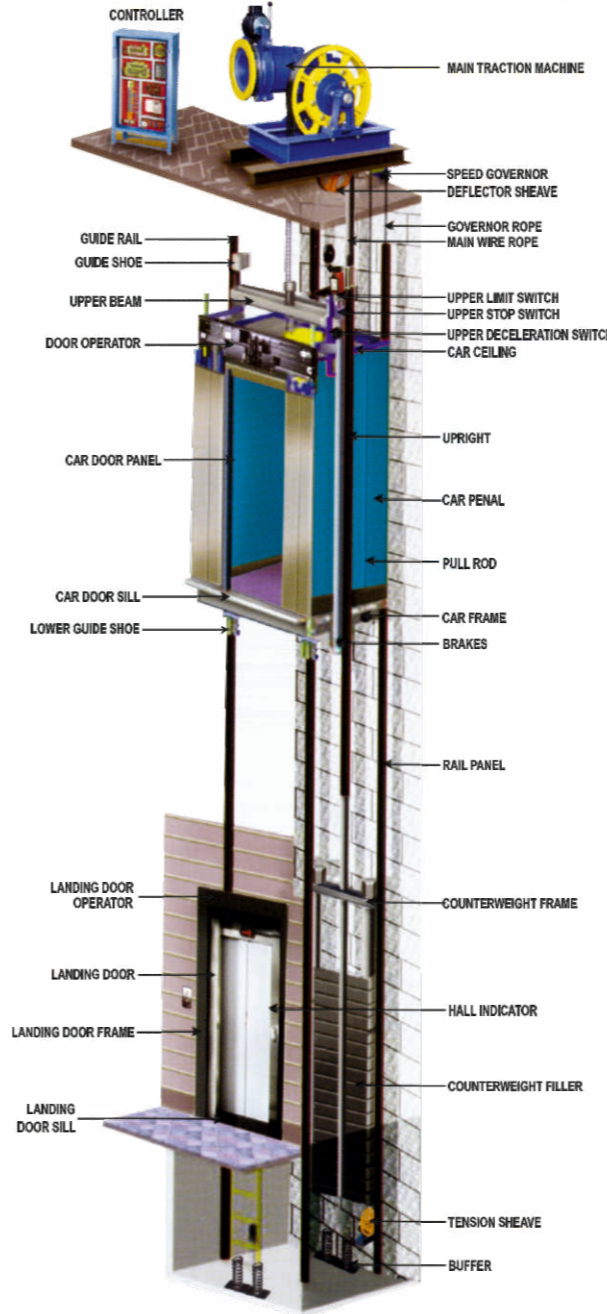
Bring you a revolutionary concept in the field of elevators to give you absolute freedom in designing -MRL-Machine Room Less Elevators! Our exclusive Machine room less elevators brings aesthetic enhancements for you structure.




RANGE OF MRL
 SPEED
 UP TO 1 MPS
 ROPPING
 2.1
 ROP DIA
 8 MM
 SHEAVE DIA
 320 MM



Machine Room (MR)




- Requires Machine Room Above The Shaft.
- Requires Gear Oil To Be Changed With Time.



Home Lifts (Glass & Metal)

- No Greasing or oil replacement
- No headroom Required
- 0.6mps/1mps speed
- 6 stop variant
- Vastu Compliant
- TUV certified
- Pit of 250mm
- No machine room
- New technology with IOT
- Single-phase / Three Phase
- Can be updated with software
- Comes with SS finished glass Platform
- Coin tested for an ultra-smooth ride
- Can Operated by Phone



This is a High Class with an elegant stainless steel frame that holds the glass rigidly and has no sharp edges or visible screws. Also provides a good view at the landings.

There is a great demand for compact home elevators in individual bungalows and residential requirements and to cater to this segment, we offer different types and sizes of home elevators.

We offer the MRL traction elevators with a capacity of 3 or 6 passengers to cater to typical small family needs. This system will not require regular machine room arrangement for installation and three phase power supply for its operation.

Dumb Elevator

Brings you a revolutionary concept in the field of elevators to give you absolute freedom in designing MRL Machine Room Less Elevators. Our exclusive Machine room less elevators brings aesthetic enhancement for you structure.


- Order to erection in 15 days
- Low construction or demolition flexibility
- No machine room needed
- Multiple safety features
- 24/7 maintenance assistance
- Noiseless finish / Marble / Glass options available
- Over 300+ cabin personalization options



General Panoramic Elevator

what is capsule Elevator, How to choose a Capsule Elevator

Capsule Elevator is essentially installed at a place where elevation of building is to be enhanced with display pf moving lift and passenger is provided with panoramic view of surroundings. Capsule elevator normally comes in 5 and 3 Glass panel



Hydraulic Lifts

Compared with traction lift, hydraulic has the following obvious advantages

Flexible setting of the machine room position

Top machine room is not needed. A machine room can be flexibly set within 10 meters ranges near the shaft which more complys with the individual design requirements of the constructions.

Wide Loading range, strong adaptability

Large car and tonnage design, maximum carrying ability reaches to 2 tons.

Saving space & energy consumption, reducing the cost

Counterweight device is not needed, which increases the utilization rate of the hoistway and greatly saves the construction space and costs.


Meanwhile, when the lift is going downwards, depending upon the work done by the cabin's own weight, no electricity is consumed.

The highest safety and reliability

Apart from all the safety protection devices of the traction lifts, we additionally add the multiple hydraulic circuit protection systems such as safety valve, limited speed disconnecting valve etc.

The products are of the compact structure, low fault rate, easy for the daily maintenance.

HAWK Elevators has judiciously selected the Cream of the product from one of the Global leaders in hydraulics namely GMV MARTINI SPA of Italy to offer the very best product in keeping with international standards. Our "HAWK Elevators" well trained and equipped to install and maintain Hydraulic Lifts thereby ensuring trouble free operation.



Hospital Lifts

These automatic lifts are built specially for usage by hospitals. Stretchers can be accommodated. Cabin if required can be washed or fumigated there is no jerk in starting or stopping. The range from 13 persons with the minimum size beginning from 3'x7'. The cabin walls can be of M.S. Painted, M.S. Powder coated or hairline brush finished stainless steel collapsible channel gates or swing doors with glass vision windows can be provided. Swing door be varied from floor to floor to suit the decor. Automatic doors can also be provided.



Goods Elevator

HAWK has been successful in implementing its technical expertise to install over 1200 heavy goods elevators as per customer requirement. We have completed prestigious customized jobs in record time, including installation of 16 MT elevator, 4 meter opening auto door and other Non-Standard elevator requirements. We are able to exceed safety standards and provide an all-round solution due to our in house design team and world renowned software digipara.



Automatic Imported Doors

HAWK using imported design with scratch proof sheets

Features

- Using scratch proof design sheets
- Eye-catching transparency to your lift car.
- Easy to maintenance
- Door closing force can be easily adjusted
- VVVF Inverter gives a smoother operation with variable speed opening.
- Infrared barrier for safety of the passengers

Doors



S.S. Centre Opening



S.S. Mirror



Gold Design

Automatic Import Designed Glass Doors

HAWK using imported design with scratch proof sheets


Features

- Using scratch proof design sheets
- Eye-catching transparency to your lift car.
- Easy to maintenance
- Door closing force can be easily adjusted
- VVVF Inverter gives a smoother operation with variable speed opening.
- Infrared barrier for safety of the passengers

Glass Doors



S S



Gold



Rosegold

Premium Car Interiors

With our highly specialized knowledge and Vast Experience we provide our clients with the most qualitative range of Stainless Steel Lift Cabins. Our proficient technicians design these cabins in custom-built sizes to meet the specifications and requirements of our clients in an effective manner.

- Design of the CABIN Frame is made on the basis of finite element analysis, and structural member is made by bending the plate.
- CABIN available for application : Passenger Lift, Car Lift, Stretcher Lift, Home Lift & Goods Lift.
- Variety of False Ceiling styles are available, & the decoration of elevator cabin is concise & vivid.
- Designer Flooring (Optional).



HE 01




HE 02



HE 03




HE 04



HE 05




HE 06



HE 07



HE 08




HE 09

Safety Features

HAWK Elevators using more safety features with German technologies.

Ucm Device (unintended Car Movement)

- Protects against Unintended Car Movement caused by snapping of ropes. Works on a double roller.
- Over speed governor is a device that activates the Unintended Car Movement device in case of the snapping of the ropes.



Over Speed Governor

- Centrifugal Over Speed Governor with rope locking system and anti rope slip device used for added safety of the passengers.

Light Curtain

- HAWK Elevators adopts the densest infrared light curtain to form a light curtain protection safety net at the entrance of the elevators and can quickly respond to any person or object entering its detection plane.



Multi-Beam Door Sensor (Optional)



The ARD is a newest generation of emergency rescue device for elevator system to guarantee the return of cabinet to the nearest floor or bottom floor and open the door safely in the event of AC mains power failure, also in the case of power problem with lift itself. The smart CPU-based ARD can be installed with any type of control panel of elevator systems, it functions with sealed batteries and free maintenance. Easy installation and safe landing the cabinet for 100% security to the lift's operation.

Arcube Smart Controller with IOT Technology



Elevator Controllers

Microprocessor with Turkey Technology

HAWK has specially designed controller for smooth running of the elevator with minimal breakdowns.

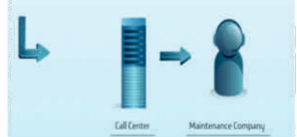
- Combines VVVF drive unit, control board, rescue function and other electrical components in a single monoblock unit
- Contactorless design with STO function
- Small, lightweight and ready to install
- Compatible with EN81-20 standards
- Decreased costs due to less traveling cable requirements
- Direct landing
- Ability to work with synchronous and asynchronous machines
- Ability to work open and close loop
- Reliable and industrialized Energy saving

Newly Introducing IOT Technology


- Remote alarm system compatible with current EN 81-28:2018 (+AC:2019) and EN 81-70:2018 standards
- EN 81-20-compliant intercom system
- Automatic communication test and failure notification
- Alarm filtering functions
- Instant alarm and error notifications via SMS and e-mail
- Instant monitoring of elevator error codes and alarm status via ARKEL Cloud
- Easy connection using only four cables
- Programmable five inputs and two relay outputs
- Getting directions to the building with lift failure on mobile devices
- Easy and quick adjustment via ARKEL Cloud
- Remote firmware update
- Easy connection with ARCODE, ARL-700 and ARCUBE via CANbus 2G network support



This solution enables remote assistance and telemetry adapted to market policies and is able to cover the full value chain from maintenance to connectivity provision.



MS Powder Coated Landing Doors & Cabins




Powder Coat - Colours



- 1. Oxford Blue Glossy
- 2. Classic White
- 3. Milky White
- 4. Cherry / Wine Red
- 5. Golden Yellow
- 6. Pink Glossy
- 7. Steel Gray Satin
- 8. Ivory Glossy
- 9. Brilliant Green Glossy
- 10. Orange Glossy
- 11. PO Red Glossy
- 12. Rubine Pink Glossy
- 13. New Moon Glossy
- 14. Light Blue Glossy
- 15. Deep Blue Glossy

False Ceiling




Etching Designs



LOP COP

Human Interface Device See it, Feel it, Touch it, Hear it

Human interface devices add to the aesthetics of an elevator and we provide you with a class leading options for human interface devices.



Access Control

- HAWK Elevators using German Technology access control for unwanted guests.
- Unidentified individuals and unknown elements at home and lift by installing premium security systems.
- Limit the access of people with this smart security system brought to you by HAWK.



Specification

PASSENGER ELEVATORS										
LOAD		CAR INSIDE		ELEVATOR WELL		ENT	MACHINE ROOM			TYPE OF DOOR
PERSONS	KG	WIDTH A	DEPTH B	WIDTH C	DEPTH D	E	WIDTH K	DEPTH L	HIGHT H	
4	272	1100	700	1600	1100	700	3100	3600	2500	MANUAL
5	340	1100	850	1600	1300	700	3100	3600	2500	
6	408	1100	1000	1600	1400	800	3100	3900	2500	
8	544	1300	1100	1800	1550	800	3300	4050	2500	
4	272	1100	700	1900	1400	700	3490	3600	2500	AUTOMATIC
5	340	1100	850	1900	1500	700	3100	3600	2500	
6	408	1100	1000	1900	1700	800	3400	4100	2500	
8	544	1300	1100	1900	1800	800	3400	4400	2500	
10	680	1350	1300	1900	2000	800	3400	4600	2500	
13	884	2000	1100	2500	1900	900	4000	4400	2500	
16	1088	2000	1300	2500	2100	1000	4000	4600	2500	
20	1360	2000	1550	2500	2400	1000	4000	4900	2500	
24	1632	2150	1650	2650	2500	1100	4150	4950	2500	

HOSPITAL ELEVATORS									
LOAD		CAR INSIDE		ELEVATOR WELL		ENT	MACHINE ROOM		
PERSONS	KG	WIDTH A	DEPTH B	WIDTH C	DEPTH D	E	WIDTH K	DEPTH L	
15	1020	950	2400	1700	3000	800	3700	5500	
20	1360	1300	2400	2200	3000	1200	4200	5500	
26	1768	1600	2400	2350	3000	1200	4350	5500	

SPEED (MPS)		PIT DEPTH	OVER HEAD
UPTO-1.50		1600	4800
OVER 1.50 UP TO 2.5		2600	5700
OVER 2.5		2600	6700

DUMB WAITERS									
LOAD		CAR INSIDE		ELEVATOR WELL		ENT	MACHINE ROOM		
KG	MPS	WIDTH A	DEPTH B	HEIGHT H	WIDTH C	DEPTH D	E	WIDTH K	DEPTH L
100	0.50	700	700	800	1200	1000	700	1400	1500
150	0.50	800	800	900	1300	1200	800	1500	1500
200	0.25	900	900	1000	1400	1200	900	1500	1800
250	0.70	1000	1000	1200	1500	1300	1000	1800	2000

FREIGHT ELEVATORS								
LOAD		CAR INSIDE		ELEVATOR WELL		ENTRANCE	MACHINE ROOM	
KG		WIDTH A	DEPTH B	WIDTH C	DEPTH D	E	WIDTH K	DEPTH L
500		1500	1500	2000	2000	900	2500	4500
1000		1400	1800	2300	2100	1400	2500	4600
1500		1700	2000	2600	2300	1700	2600	4800
2000		1700	2500	2600	2800	1700	2600	5300
3000		2000	3000	2900	3300	2000	2900	5800
4000		2500	3000	3400	3300	2500	3400	5800
5000		2500	3600	3400	3900	2500	3400	6400

Clear entrance width is based on vertical lifting car door and vertical bi-parting landing doors. For collapsible mid bar doors the clear entrance width will be reduced by 2000 mm (max. 1200 mm)

